



Ensuring Safety and
Precision in Maternity Care

advanced Labor Room
Information System



Overview

In the fast-paced and critical environment of maternity care, the need for precise, reliable and continuous monitoring is paramount.

Our Advanced Labor Room Information System is designed to meet these need by integrating state-of-the-art monitoring technologies with real-time data analytics and comprehensive surveillance capabilities.

Objective



The primary objective of our Advanced Labor Room Monitoring System is to enhance patient safety and improve the outcomes of childbirth.

Additionally, the system aims to streamline workflow efficiency, allowing healthcare providers to focus more on patient care rather than manual documentation task. Our system is designed not only to support medical team in their day-to-day operations but also to provide clinicians with robust data-driven insights for better decision-making and resource allocation.

Ultimately, our goal is to support healthcare facilities in offering the safest, most compassionate, and effective maternity care possible.



taking care of heart and souls that matter...

mcare

Advantages

Minimizing Labor Risk

mCare provide a continuous live CTG data charting and analysis with notification and alarm.

Easily Prioritize Patient Treatment

Bird's eye view of multiple patients' vital information from a single dashboard, thus make it easier to prioritize patient that need more attention.

Multiple CTG Vendor Support

nexoLink - NexoPrima integration IoT solution already tested with most CTG vendors / products.

Auto Archive / Historical Data

CTG and Patient data will be stored in a central server and can be easily access at any time.

Remote Monitoring

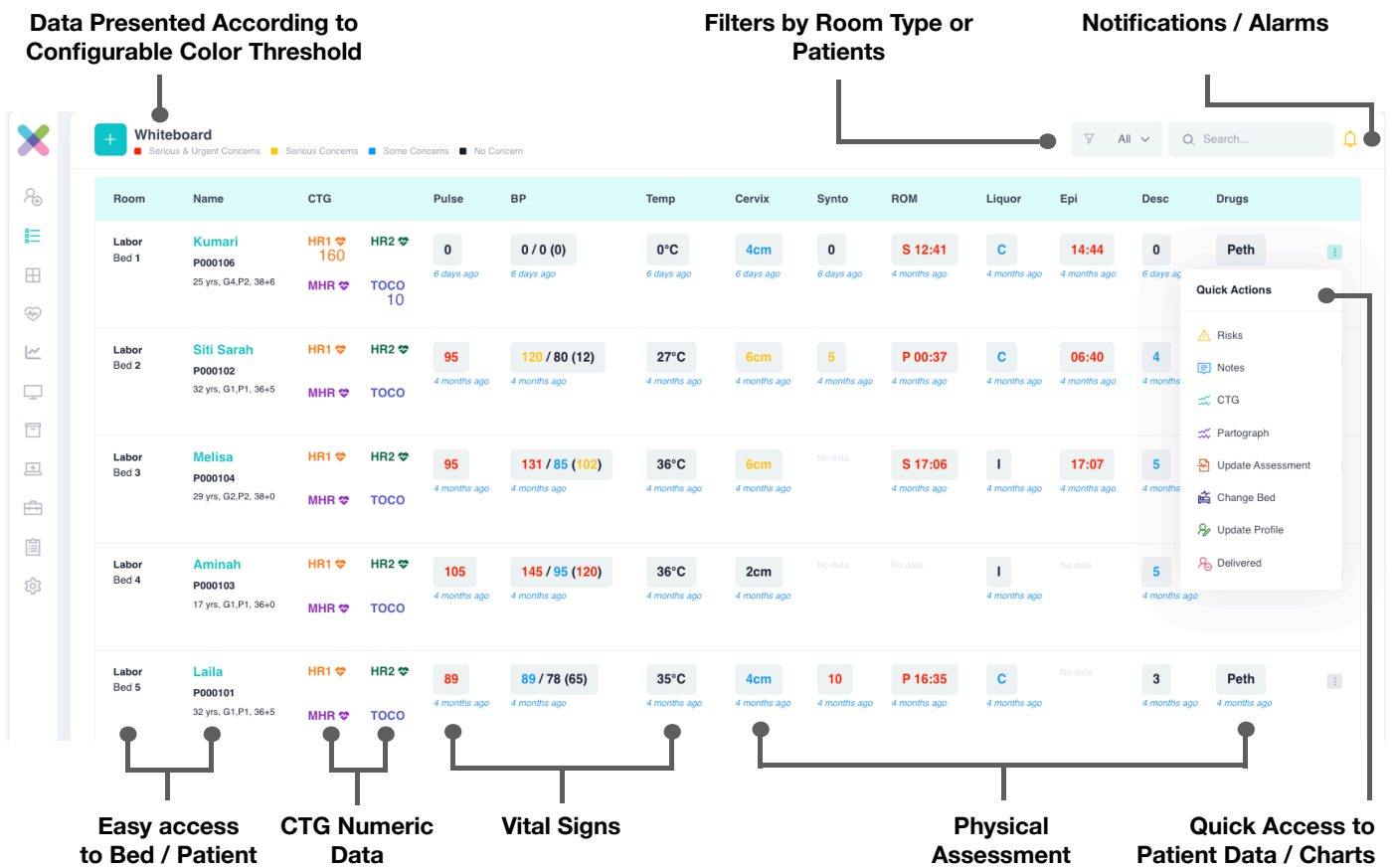
mCare is a web based solution and a Mobile App.* version will ease monitoring anywhere in the hospital network or remotely*.

Assist Clinicians with Analytics

Real-time analytics and classification of CTG FHR data/chart such as acceleration, deceleration, contractions, baseline and variability of the FHR data based on FIGO rules.

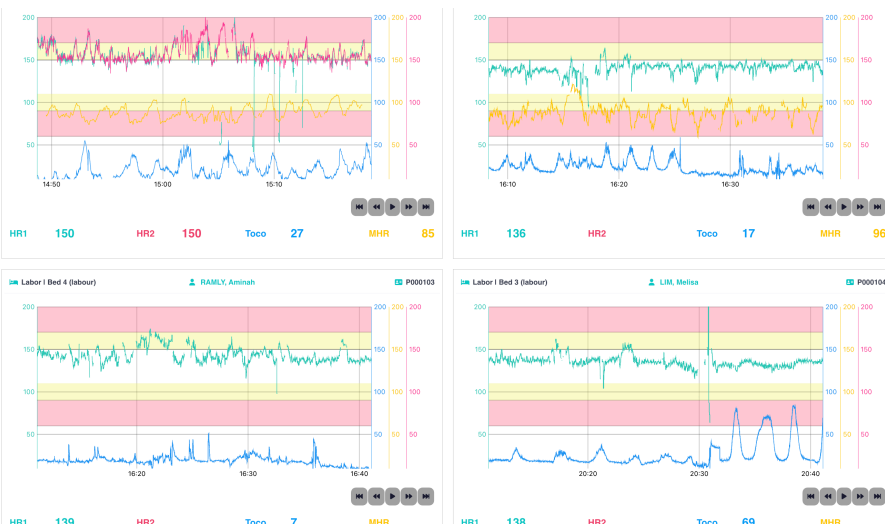


Bird's Eye View



Whiteboard

A bird's-eye view of multiple patients' vital information from a single dashboard makes it easier to prioritize patients who need more attention.



CTG Dashboard

Monitoring of multiple patients' CTG charts on a single dashboard.

CTG Insights

Realtime Classification / Analytic Of FHR CTG Data

Green Triangles - Acceleration / Blue Triangle - Deceleration / Grey Triangles - Contraction

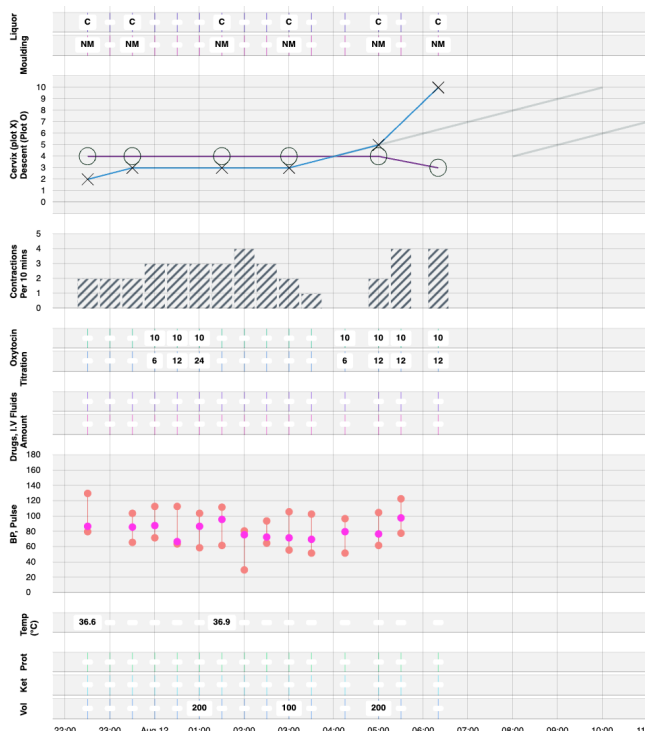


CTG Analytics

Rewind / Forward Previous
Recorded CTG Data

Summary of the
Classification / Analytic

Live data from the CTG machine will be continuously analyzed and classified in real-time within the patient's CTG view/monitoring.



Auto Charting

Physical assessments inputted into the system will be automatically charted accordingly.

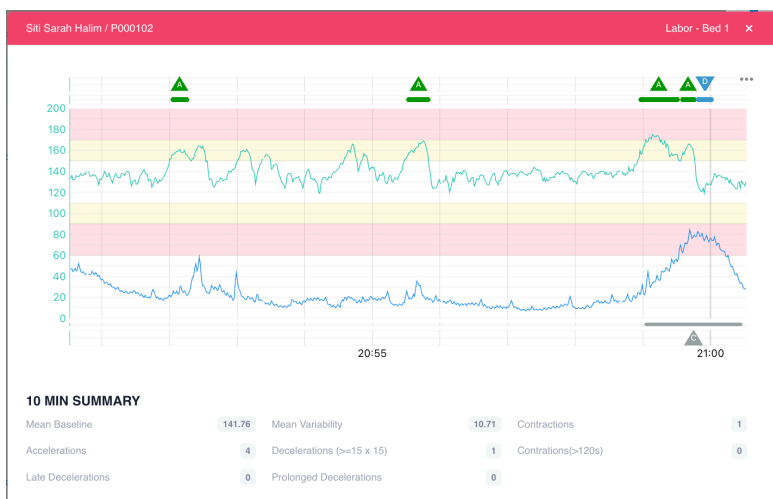
Realtime Analytics



Realtime analysis and Notification of CTG FHR data enables continuous monitoring of fetal well-being.



A robust notification system promptly alerts healthcare providers to abnormal patterns, facilitating immediate interventions and potentially preventing adverse outcomes. This technology empowers clinicians to make informed decisions based on up-to-the-minute fetal status.



Quick View of CTG Data

Short cut link from the notification for quick view and insight of the reported notification.

Archive



Archive System of Patient Assessments & CTG Data

A comprehensive CTG data archive system plays a vital role in enhancing patient care by securely storing and organizing recorded CTG data.

This enables healthcare providers to quickly access and review critical patient information, supporting timely and accurate diagnosis and treatment decisions. The system's playback functionality allows for in-depth analysis of CTG charts, helping clinicians identify trends, patterns, and potential complications. This capability ultimately contributes to better maternal and fetal outcomes.

A well-structured CTG data archive allows clinicians to conduct in-depth reviews of recorded data, enabling comprehensive analysis of fetal well-being patterns.

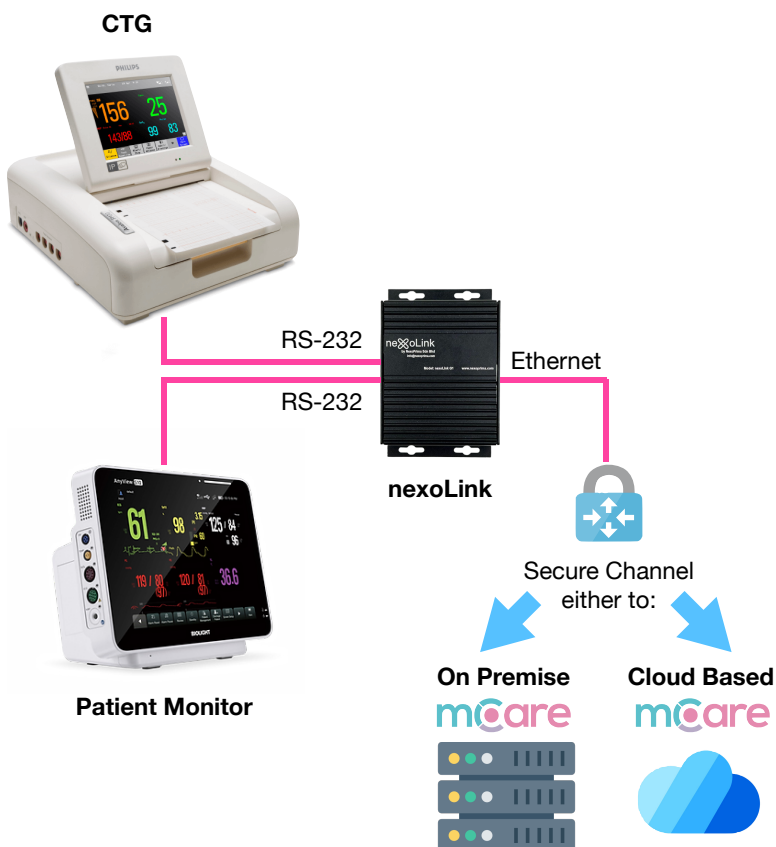

By studying trends over time, healthcare providers can identify potential risk factors, optimize care plans, and contribute to evidence-based practices. This retrospective analysis also supports research and quality improvement initiatives, ultimately enhancing patient outcomes.

nexoLink

IoT - Integration Device

Integration devices that connect over serial to medical devices for data capture, enabling efficient and accurate data transfer across different systems. By automating the data capture process and ensuring interoperability among various medical devices and healthcare information systems.

NexoLink is a custom IoT device, by Nexoprma. It has 3 x RS232 interface over RJ45 and 2 x USB 2.0. It can connect up-to 5 medical devices simultaneously, such as CTG, patient monitor, ventilator and Infusion pump*.



Ethernet

Giga x 1
10/100M x 1



Wireless Connection

2.4GHz IEEE 802.11
5.0GHz b/g/n/ac



USB

USB 2.0 x 2



Isolated RS232 / Serial

RJ45 5 Pins RS232 x 1
RJ45 3 Pins RS232 x 2



Power In

DC10 - 30V



Display Output

HDMI Full Size x 1



Buttons

Reset button
User programmable button



Every mother has the right to expect her baby to be born alive and healthy, just as every baby has the right to a living and healthy mother.



advanced Labor Room Information System

Phone : +603.8210.7325 | Email: info@nexoprima.com

NexoPrima Sdn Bhd (1137946-D)
Address : Block Heliks-Emas B6-1A,
UKM-MTDC Technology Centre,
43650 Bangi, Selangor, Malaysia.



Issuance Date: 02 August 2024
Valid Until: 02 August 2026
Serial no: MOSTI/2024/STI202400528